



# SANTA CRUZ COUNTY FINAL BUDGET



FISCAL YEAR  
2019-2020

---



---

## TABLE OF CONTENTS

---

- I. Budget Schedules
  - Schedule A: Summary Schedule of Estimated Revenues and Expenditures/Expenses
  - Schedule B: Summary of Tax Levy and Tax Rate Information
  - Schedule C: Summary of Fund Type of Revenues Other than Property Taxes
  - Schedule D: Summary by Fund Type of Other Financing Sources and Interfund Transfers
  - Schedule E: Summary by Department of Expenditures/Expenses within each Fund Type
  - Schedule F: Summary by Department of Expenditures/Expenses
  - Schedule G: Full-Time Employees and Personnel Compensation
- II. Final 2019 Levy Limit Worksheet
- III. Resolution #2019-08

**Summary Schedule of Estimated Revenues and Expenditures/Expenses  
Fiscal Year 2019-2020**

8/7/2019

FUND	ADOPTED	ACTUAL	FUND	DIRECT	ESTIMATED	INTERFUND		TOTAL	BUDGETED
	BUDGETED	EXPENDITURES/	BALANCE/	PROPERTY	REVENUES	TRANSFERS		FINANCIAL	EXPENDITURES/
	EXPENDITURES/	EXPENSES	NET ASSETS	TAX	OTHER THAN	2019-20		RESOURCES	EXPENSES
	2018-19	2018-19	7/1/2019	REVENUES	PROPERTY	IN	OUT	AVAILABLE	2019-20
	2018-19	2018-19	7/1/2019	2019-20	TAXES			2019-20	2019-20
	2018-19	2018-19	7/1/2019	PRIMARY	2019-20			2019-20	2019-20
GENERAL FUND	\$ 28,177,834	\$ 22,005,799	\$ 8,980,269	\$ 13,707,528	\$ 12,190,184	\$ -	\$ 5,877,925	\$ 29,000,056	\$ 29,000,056
GENERAL FUND OVERRIDE-ELECTION	////	////	////	SECONDARY	////	////	////	////	////
<b>TOTAL GENERAL FUND</b>	<b>\$ 28,177,834</b>	<b>\$ 22,005,799</b>	<b>\$ 8,980,269</b>	<b>\$ 13,707,528</b>	<b>\$ 12,190,184</b>	<b>\$ -</b>	<b>\$ 5,877,925</b>	<b>\$ 29,000,056</b>	<b>\$ 29,000,056</b>
SPECIAL REV. FUNDS	\$ 42,459,260	\$ 26,463,333	\$ 11,654,095	\$ 2,839,287	\$ 25,032,232	\$ 5,289,707	\$ 361,942	\$ 44,453,378	\$ 44,453,378
DEBT SERVICE FUNDS									
AVAILABLE	\$ 949,174	\$ 906,980	\$ 47,522	\$ -	\$ -	\$ 899,360	\$ -	\$ 946,882	\$ 946,882
LESS: DESIGNATION	////	////	////	////	////	////	////	////	////
FOR FUTURE YEARS	////	////	////	////	////	////	////	////	////
TOTAL DEBT SERVICE	\$ 949,174	\$ 906,980	\$ 47,522	\$ -	\$ -	\$ 899,360	\$ -	\$ 946,882	\$ 946,882
CAPITAL PROJECTS	\$ 833,559	\$ 130,451	\$ 337,371	\$ -	\$ 1,910,796	\$ 50,800	\$ -	\$ 2,298,967	\$ 2,298,967
PERMANENT FUNDS									
ENTERPRISE FUNDS									
AVAILABLE	\$ 5,643,511	\$ 1,273,036	\$ 4,651,131	\$ -	\$ 1,900,000	\$ -	\$ -	\$ 6,551,131	\$ 6,551,131
LESS: DESIGNATION	////	////	////	////	////	////	////	////	////
FOR FUTURE YEARS	////	////	////	////	////	////	////	////	////
TOTAL ENTERPRISE FUNDS	\$ 5,643,511	\$ 1,273,036	\$ 4,651,131	\$ -	\$ 1,900,000	\$ -	\$ -	\$ 6,551,131	\$ 6,551,131
<b>TOTAL ALL FUNDS</b>	<b>\$ 78,063,338</b>	<b>\$ 50,779,599</b>	<b>\$ 25,670,387</b>	<b>\$ 16,546,815</b>	<b>\$ 41,033,212</b>	<b>\$ 6,239,867</b>	<b>\$ 6,239,867</b>	<b>\$ 83,250,414</b>	<b>\$ 83,250,414</b>

EXPENDITURE LIMITATION COMPARISON		2018-19	2019-20
BUDGETED EXPENDITURES/EXPENSES		78,063,338	83,250,414
LESS: ESTIMATED EXCLUSIONS		55,102,879	58,591,800
AMOUNT SUBJECT TO THE EXPENDITURE LIMITATION		22,960,459	24,658,614
<b>EEC EXPENDITURE LIMITATION</b>		<b>22,960,460</b>	<b>24,658,615</b>

**SANTA CRUZ COUNTY**  
**Summary of Tax Levy and Tax Rate Information**  
**Fiscal Year 2019-2020**

	<b>2018-2019</b>	<b>2019-2020</b>
	<b>FISCAL YEAR</b>	<b>FISCAL YEAR</b>
<b>1. Maximum allowable primary property tax levy calculated in accordance with A.R.S. §42-17051(A).</b>	<b>\$ 16,395,582</b>	<b>\$ 17,211,959</b>
<b>2. Amount received from primary property taxation in the 2018-19 fiscal year in excess of the sum of that year's maximum allowable primary property tax levy. A.R.S. §42-17102(A)(18).</b>		
<b>3. Property tax levy amount</b>		
<b>A. Primary property taxes</b>	<b>\$ 12,795,193</b>	<b>\$ 13,707,528</b>
<b>B. Secondary property taxes</b>		
General Fund-Override Election		
Flood Control	\$ 2,326,197	\$ 2,495,007
Fire District	329,646	344,280
Debt Service Fund	-	-
<b>Total secondary property taxes</b>	<b>\$ 2,655,843</b>	<b>\$ 2,839,287</b>
<b>C. Total property tax levy amounts</b>	<b>\$ 15,451,036</b>	<b>\$ 16,546,815</b>
<b>4. Property taxes collected</b>		
<b>A. Primary property taxes</b>		
(1) 2018-19 year's levy	\$ 12,062,254	
(2) Prior years' levies	456,029	
(3) Total primary property taxes	<b>\$ 12,518,283</b>	
<b>B. Secondary property taxes</b>		
(1) 2018-19 year's levy	\$ 2,576,793	
(2) Prior years' levies	12,412	
(3) Total secondary property taxes	<b>\$ 2,589,205</b>	
<b>C. Total Property Taxes Collected</b>	<b>\$ 15,107,488</b>	

**SANTA CRUZ COUNTY**  
**Summary of Tax Levy and Tax Rate Information**  
**Fiscal Year 2019-2020**

	<b>2018-19</b>	<b>2019-20</b>
	<b>FISCAL YEAR</b>	<b>FISCAL YEAR</b>
<b>5. Property tax rates</b>		
<b>A. County tax rate</b>		
<b>(1) Primary property tax rate</b>	<b>3.8815</b>	<b>3.9815</b>
<b>(2) Secondary property tax rates</b>		
General Fund - Override Election		
Flood Control	0.7763	0.7963
Fire District	0.1000	0.1000
Debt Service	0.0000	0.0000
<b>Total secondary tax rates</b>	<b>0.8763</b>	<b>0.8963</b>
<b>(3) Total county tax rate</b>	<b>4.7578</b>	<b>4.8778</b>
<b>B. Special assessment district tax rates</b>	<b>0.0000</b>	<b>0.0000</b>
Secondary property tax rates		

**SANTA CRUZ COUNTY**  
**Summary of Fund Type of Revenues Other Than Property Taxes**  
**Fiscal Year 2019-2020**

SOURCE OF REVENUES		ESTIMATED REVENUES 2018-19	ACTUAL REVENUES 2018-19	ESTIMATED REVENUES 2019-20
<b>GENERAL FUND:</b>				
<b>TAXES:</b>				
4141/4142	DELINQUENT TAX INTEREST	\$ -	\$ 402,056	\$ -
<b>LICENSE AND PERMITS:</b>				
X100-63-4500	BUILDING PERMITS	\$ 350,000	\$ 444,792	\$ 350,000
<b>INTERGOVERNMENTAL:</b>				
X100-04-4130	AUTO LIEU TAX	\$ 1,600,000	\$ 1,779,319	\$ 1,600,000
X100-04-4430	FEDERAL PAYMENT LIEU TAXES	1,100,000	1,141,215	1,100,000
X100-04-4551	LOTTERY FUNDS	550,050	550,050	550,050
X100-04-4460	COUNTY 1/2 CENT TAX	2,300,000	2,230,870	2,400,000
X100-04-4461	SHARED REVENUE SALES TAX	4,960,000	4,542,778	4,600,000
	CITY/STATE/FEDERAL REIMBURSEMENT	655,205	353,305	300,134
<b>CHARGES FOR SERVICES:</b>				
4600-4619	<b>FINES AND FORFEITURES:</b>	\$ 553,350	\$ 660,243	\$ 602,500
X100-04-4910	<b>INTEREST ON INVESTMENTS:</b>	\$ 50,000	\$ 111,333	\$ 100,000
4980/4985/4990	<b>MISCELLANEOUS:</b>	\$ -	\$ 19,598	\$ -
<b>TOTAL GENERAL FUND</b>		<b>\$ 12,650,105</b>	<b>\$ 12,839,136</b>	<b>\$ 12,190,184</b>
<b>SPECIAL REVENUE FUNDS:</b>				
105	ROAD FUND	\$ 5,525,000	\$ 5,674,659	\$ 5,550,000
<b>TOTAL ROAD FUND</b>		<b>\$ 5,525,000</b>	<b>\$ 5,674,659</b>	<b>\$ 5,550,000</b>
370	HEALTH SERVICE FUND	\$ 131,426	\$ 147,695	\$ 140,000
373	SMOKE FREE ARIZONA	38,950	19,066	\$ 38,950
376	ZIKA ELC	14,125	-	-
377	BIO TERRORISM GRANT	197,967	201,490	197,490
379	T.B.	12,000	8,948	12,000
383	IMMUNIZATION PROGRAM	215,000	238,612	240,000
386	MEDICAL RESERVE CORP	21,497	-	-
600	ANIMAL CONTROL	326,804	330,545	341,645
601	STERILIZATION ENFORCEMENT	18,000	20,583	19,000
602	OFFICER SAFETY EQUIPMENT - AC	275	157	200
<b>TOTAL HEALTH SERVICES</b>		<b>\$ 976,044</b>	<b>\$ 967,096</b>	<b>\$ 989,285</b>
<b>SPECIAL REVENUE FUNDS:</b>				
110	ASSESSOR'S RETRIEVAL FUND	\$ -	\$ -	\$ -
111	RECORDER RETRIEVAL CONVERSION	30,000	37,279	-
112	TAXPAYERS' INFORMATION	12,000	16,338	12,000
118	HAVA BLOCK GRANT	-	130	-
125	PROSECUTION HIDTA	338,825	186,029	250,792
126	ATTORNEY'S DIVERSION PROGRAM	2,365	2,325	2,000
127	VICTIM RIGHTS NOTIFICATION	22,101	22,021	22,100
128	BAD CHECK COLLECTION	1,000	325	1,000
130	COST OF PROSECUTION	300	1,171	500
132	FILL THE GAP (ATTORNEY)	3,000	4,647	3,000

**SANTA CRUZ COUNTY**  
**Summary of Fund Type of Revenues Other Than Property Taxes**  
**Fiscal Year 2019-2020**

SOURCE OF REVENUES		ESTIMATED REVENUES 2018-19	ACTUAL REVENUES 2018-19	ESTIMATED REVENUES 2019-20
<b>SPECIAL REVENUE FUNDS:</b>				
133	5% FILL THE GAP FEES (ATTORNEY)	\$ 2,147	\$ 78	\$ -
134	ANTI-RACKETEERING	466,136	652,788	500,000
135	A.C.J.C. PROSECUTION #6	34,975	15,150	-
136	VICTIM WITNESS PROGRAM	1,500	11,577	5,000
137	VICTIMS COMPENSATION VOCA	104,760	103,842	59,885
138	ATTORNEY'S VICTIM COMPENSATION	69,830	61,651	60,000
139	ATTORNEY'S ENHANCEMENT	120,000	103,240	100,000
141	F.B.I. SEIZURE GRANT	-	20,254	-
142	AZ AUTO THEFT AUTHORITY	78,041	81,271	80,795
143	PROGRAM INCOME-COUNTY ATTORNEY	2,000	8,147	5,000
151	FEDERAL PROGRAM INCOME - CA	2,000	4,387	2,000
152	VICTIMS OF CRIME STRIVE	-	-	65,393
155	SLOT GRANT-COUNTY ATTORNEY	-	13,961	-
180	CLERK SUPERIOR COURT RETRIEVAL	7,000	9,947	8,000
181	EXPED. CHILD SUP. & VISITATION	2,500	4,897	3,000
182	SPOUSAL MAINTENANCE FUND	1,000	848	750
183	CHILD SUPPORT AUTOMATION	-	16	-
184	DOMESTIC EDUCATION MEDIATION	1,000	1,237	1,000
185	NON IV-D CONVERSION	-	6	-
186	EMANCIPATION ADMIN COSTS	-	1	-
187	DES IV-D CLERK GRANT	-	29,007	26,562
202	AZDOHS-HSGP #160405-01/02	7,513	144,680	5,000
203	HAZARDOUS MATERIALS (HMEP)	46,200	7,195	100,358
204	RPRE-DISASTER MITIGATION	-	2,280	-
205	TOHONO O'ODHAM (EM)	-	7,204	-
211	INTEROPERABLE RADIO CHANNEL	6,966	130,617	-
225	J.P. #1 TIME PAYMENT FEES	18,000	21,133	18,000
226	DRUG COURT DIVERSION FUND	1,500	266	-
228	J.P. #1 FARE PROGRAM	1,000	278	1,500
230	\$13 ASSESSMENT FUND - JP #1	7,500	361	-
231	COURT ENHANCEMENT FEE - JP #1	40,000	55,127	40,000
245	J.P. #2 TIME PAYMENT FEES	500	5,352	-
247	\$13 ASSESSMENT FUND - JP #2	1,000	-	-
248	COURT ENHANCEMENT FEE - JP #2	2,500	2,343	-
250	CASA PROGRAM	48,249	48,225	48,500
251	MODEL COURT	12,787	12,787	12,787
252	D.E.S. IV-D	65,031	60,234	66,035
255	TRAFFIC CASE PROCESSING FUND	25,000	25,069	25,050
257	LAW LIBRARY	20,250	21,210	20,450
258	DOMESTIC EDUCATION CHILD ISSUES	3,010	3,870	3,505
259	FILL THE GAP (5%)	80,000	86,601	90,450
260	SUPERIOR COURT FILL THE GAP	-	5,350	5,000
261	5% FILL THE GAP INDIGENT DEFENSE	-	2,777	2,500
262	J.C.E.F. COURT FEES	10,050	12,903	10,800
263	FARE PROGRAM	100	29	30
264	STATE - FILL THE GAP	10,772	10,760	10,760
265	COURT SECURITY IMPROVEMENTS	-	-	13,747
273	JUVENILE INTENSIVE PROBATION	174,107	174,107	180,506
275	PIC ACT	249,544	266,062	256,553
276	STANDARD PROBATION	81,350	83,010	90,670
278	DIVERSION CONSEQUENCES	3,750	3,750	7,000
279	JUVENILE TREATMENT SERVICES	183,979	227,303	189,944
280	FAMILY COUNSELING	8,559	8,663	8,480

**SANTA CRUZ COUNTY**  
**Summary of Fund Type of Revenues Other Than Property Taxes**  
**Fiscal Year 2019-2020**

SOURCE OF REVENUES		ESTIMATED REVENUES 2018-19	ACTUAL REVENUES 2018-19	ESTIMATED REVENUES 2019-20
<b>SPECIAL REVENUE FUNDS:</b>				
281	JUVENILE DIVERSION FEES	\$ 3,510	\$ 3,887	\$ 3,600
282	JUVENILE PROBATION FEES	2,200	4,501	2,300
283	JUV PARENTAL ASSMNT EXTRA FEE	110	172	140
289	JUV DIVERSION SVC FEES - OVER	810	953	-
300	COMMUNITY PUNISHMENT PROGRAM	80,500	80,500	67,500
301	STATE AID ENHANCEMENT	341,423	322,423	350,714
303	DRUG TREATMENT & EDUCATION	13,500	13,500	7,800
305	VICTIM RIGHTS-PROBATION	-	11	-
306	ADULT PROBATION DRUG TESTING	200	140	200
307	PROB FEES INTERSTATE COMP 30%	715	396	600
308	ADULT PROBATION FEES	96,000	117,647	98,000
309	ADULT PROBATION EXTRA FEES	600	1,238	700
310	ADULT INTENSIVE PROBATION	291,623	295,183	297,455
312	PROBATION PAROLE SERVICES	400	1,159	800
325	JAIL DISTRICT	3,958,437	4,214,787	4,323,000
327	SHERIFF A.C.J.C.	114,742	7,989	-
329	COMMISSARY FUND	20,000	33,787	20,000
330	JAIL ENHANCEMENT	125,000	135,111	125,000
331	GOHS D.U.I. GRANT	23,183	8,192	32,424
332	VICTIM BILL OF RIGHTS	10,287	7,002	7,202
333	OPERATION STONEGARDEN #180432-01	-	42,629	580,806
334	FEDERAL SEIZURE - SO	-	20,230	-
339	AZDPS - BORDER ENHANCEMENT	350,000	246,667	350,000
341	OPERATION STONEGARDEN #160420	-	39,178	-
342	PROGRAM INCOME-METRO	10,000	73,319	-
343	9-1-1 GRANT PROGRAM	-	-	201,092
351	FEDERAL PROGRAM INCOME-MTF	7,500	39,479	32,842
353	OFFICER SAFETY EQUIPMENT - SO	5,000	7,402	5,000
354	ICE GRANT	176,248	128,974	175,000
355	OPERATION STONEGARDEN #170432-01	397,500	564,454	-
357	TOHONO O'ODHAM	-	-	120,000
615	CASE MANAGEMENT	40,000	17,440	40,000
625	WASTE TIRE (ADEQ)	60,000	74,445	75,000
650	FLOOD CONTROL DISTRICT	-	33,547	-
651	FLOOD CONTROL RESERVE FUND	-	8,278	-
676	SCHOOL FOREST FEES	331,709	334,811	334,208
677	EARLY LEARNING	5,500	5,500	5,000
678	FIRST THINGS FIRST HOME VISIT	186,000	113,437	186,000
681	GOVERNOR'S HEALTHY FAMILY GRANT	-	-	81,198
683	JUVENILE EDUCATION	45,000	47,189	45,000
684	GEAR UP	-	127,061	865,029
685	TITLE II-A	-	1,378	156
686	TITLE II-D	9,765	9,164	8,294
689	PART B IDEA BASIC	440	2,697	873
691	COUNTY JAIL EDUCATION PROGRAM	20,000	16,283	100,000
693	TECHNOLOCHICAS LIFT INITIATIVE	20,000	86,000	66,000
695	IME BECAS GRANT	-	11,000	-
698	SCHOOL SUPPORT	-	12,935	-
699	SPECIAL SERVICES	48,736	48,736	48,736
704	IDEA BASIC JUVENILE SECURE CARE	-	-	-
711	IDEA BASIC ADULT SECURE CARE	-	2,518	-
712	JUVENILE DETENTION LEARN	-	8,500	8,500
716	TEAM ANONYMOUS	-	80	-
717	ADOLESCENT WELLNESS NETWORK	5,000	5,113	5,000



**SANTA CRUZ COUNTY**  
**Summary of Fund Type of Revenues Other Than Property Taxes**  
**Fiscal Year 2019-2020**

SOURCE OF REVENUES		ESTIMATED REVENUES 2018-19	ACTUAL REVENUES 2018-19	ESTIMATED REVENUES 2019-20
<b>SPECIAL REVENUE FUNDS:</b>				
718	DISTRICT #99 - INSURANCE FUND	\$ -	\$ 87	\$ -
719	YOUTH CAREER CONNECT GRANT	133,040	90,111	-
720	HEALTHY STUDENTS	92,879	41,421	-
725	PROFESSIONAL DEVELOPMENT	22,590	20,757	22,590
727	WIOA YOUTH IN SCHOOL	139,918	122,246	156,547
728	WIOA YOUTH OUT OF SCHOOL	420,756	74,993	514,298
729	WIOA GENERAL	10,000	680	10,000
736	ADULT EDUCATION WIOA-S	6,777	4,220	6,777
739	WIOA ADULT	514,335	142,796	570,811
740	WIOA DISLOCATED WORKER	377,184	108,049	586,218
741	WIOA ADMINISTRATION	167,804	62,847	211,243
746	WIOA RAPID RESPONSE	43,710	-	73,582
747	ADULT EDUCATION	78,641	86,183	76,891
750	ADULT EDUCATION - ELAA STATE	59,916	40,351	40,351
751	ADULT EDUCATION - ELAA FEDERAL	36,101	32,563	20,000
753	ADULT EDUCATION - ABE/ASE STATE	28,652	35,836	35,836
757	ADULT EDUCATION - IEL/CE TRAINING	-	12,715	30,232
951	INDIRECT COSTS	66,000	52,327	50,000
955	FUTURE GRANTS	5,000,000	-	5,000,000
<b>TOTAL SPECIAL REVENUE FUNDS</b>		<b>\$ 22,912,682</b>	<b>\$ 17,769,076</b>	<b>\$ 25,032,232</b>
<b>DEBT SERVICE FUND:</b>				
121	BOND INTEREST REDEMPTION	\$ -	\$ 14,344	\$ -
<b>TOTAL DEBT SERVICE FUND</b>		<b>\$ -</b>	<b>\$ 14,344</b>	<b>\$ -</b>
<b>CAPITAL PROJECT FUNDS:</b>				
402	RUNWAY AND TAXI CONNECTOR REHAB	\$ -	\$ -	\$ 843,530
404	TAXIWAY CONNECTOR DESIGN	49,771	-	-
406	CDBG REGIONAL ACCOUNT	210,000	23,879	683,633
409	TAXIWAY CONNECTOR CONSTRUCTION	257,560	-	-
440	CDBG REGIONAL ACCOUNT 2019	-	-	383,633
441	COURTHOUSE CONSTRUCTION	-	1,714	-
442	JAIL DISTRICT CONSTRUCTION	-	3,059	-
<b>TOTAL CAPITAL PROJECTS</b>		<b>\$ 517,331</b>	<b>\$ 28,652</b>	<b>\$ 1,910,796</b>
<b>ENTERPRISE FUND:</b>				
500	LANDFILL	\$ 1,300,000	\$ 1,320,278	\$ 1,300,000
501	LANDFILL RESERVE	600,000	598,506	600,000
<b>TOTAL ENTERPRISE FUND</b>		<b>\$ 1,900,000</b>	<b>\$ 1,918,784</b>	<b>\$ 1,900,000</b>
<b>TOTAL ALL FUNDS</b>		<b>\$ 37,980,118</b>	<b>\$ 32,569,991</b>	<b>\$ 41,033,212</b>

**SANTA CRUZ COUNTY**  
**Summary by Fund Type of Other Financing Sources and Interfund Transfers**  
**Fiscal Year 2019-2020**

FUND	INTERFUND TRANSFERS 2019-2020	
	IN	OUT
<b>GENERAL FUND:</b>	\$ -	\$ 5,877,925
<b>SPECIAL REVENUE FUNDS:</b>		
105 ROAD FUND	7,500	-
117 SANTA CRUZ FAIR ASSOCIATION	25,000	-
120 OLD COURTHOUSE	41,500	-
125 PROSECUTION HIDTA	46,188	-
133 5% FILL THE GAP FEES CTY ATTY	20,747	-
134 ANTI-RACKETEERING	-	96,600
137 VICTIM'S COMPENSATION	17,572	-
139 ATTORNEY'S ENHANCEMENT	32,840	-
225 TIME PAYMENT FEES - JP #1	-	15,000
227 CIRCLES OF PEACE	15,000	-
257 LAW LIBRARY	4,000	-
259 FILL THE GAP (5%)	-	90,000
260 SUPERIOR COURT FILL THE GAP	50,753	-
261 5% FILL THE GAP INDIGENT DEF.	18,500	-
280 FAMILY COUNSELING	2,108	-
325 JAIL DISTRICT	4,096,166	-
351 FEDERAL PROGRAM INCOME - METRO	-	32,842
354 ICE GRANT	32,842	-
370 ENVIRONMENTAL HEALTH	307,333	-
379 T.B. FUND	50,260	-
600 ANIMAL CONTROL	271,644	-
615 CASE MANAGEMENT	29,754	-
650 FLOOD CONTROL	-	120,000
651 FLOOD CONTROL RESERVE	120,000	-
676 SCHOOL FOREST FEES	-	7,500
698 SCHOOL SUPPORT	100,000	-
<b>TOTAL SPECIAL REVENUE FUNDS</b>	<b>\$ 5,289,707</b>	<b>\$ 361,942</b>
<b>DEBT SERVICE FUNDS:</b>		
121 DEBT SERVICE	899,360	-
<b>TOTAL DEBT SERVICE FUNDS</b>	<b>\$ 899,360</b>	<b>\$ -</b>
<b>CAPITAL PROJECTS FUNDS:</b>		
402 RUNWAY & TAXI CONNECTOR REHAB	50,800	-
404 TAXIWAY CONNECTOR DESIGN	-	-
409 TAXIWAY CONNECTOR CONSTRUCTION	-	-
<b>TOTAL CAPITAL PROJECTS FUNDS</b>	<b>\$ 50,800</b>	<b>\$ -</b>
<b>ENTERPRISE FUND:</b>		
500 LANDFILL	-	-
501 LANDFILL RESERVE	-	-
<b>TOTAL ENTERPRISE FUND</b>	<b>\$ -</b>	<b>\$ -</b>
<b>EXPENDABLE TRUST FUND:</b>	<b>\$ -</b>	<b>\$ -</b>
<b>TOTAL ALL FUNDS</b>	<b>\$ 6,239,867</b>	<b>\$ 6,239,867</b>

**SANTA CRUZ COUNTY**  
**Summary by Department of Expenditures/Expenses Within Each Fund Type**  
**Fiscal Year 2019-2020**

FUND	DEPARTMENT	BUDGETED EXPENDITURES/ EXPENSES 2018-19	ACTUAL EXPENDITURES/ EXPENSES 2018-19	BUDGETED EXPENDITURES/ EXPENSES 2019-20
<b>100</b>	<b>GENERAL FUND:</b>			
100-01	ASSESSOR	\$ 902,157	\$ 758,383	\$ 929,452
100-02	ATTORNEY	1,463,357	1,461,929	1,551,520
100-04	BOARD OF SUPERVISORS	5,245,543	2,645,336	5,324,977
100-05	AIRPORT	59,420	47,929	59,420
100-07	CLERK SUPERIOR COURT	912,649	761,110	949,249
100-12	ELECTIONS	504,867	317,383	506,032
100-13	EMERGENCY SERVICES	350,551	275,439	353,130
100-14	FINANCE	1,496,433	389,769	1,187,947
100-15	GROUND & MAINTENANCE	2,076,686	1,344,736	2,063,324
100-17	JUSTICE COURT #1	718,845	772,517	845,657
100-18	JUSTICE COURT #2	155,092	118,346	2,200
100-19	INFORMATION TECHNOLOGY	1,234,776	1,405,528	1,414,713
100-20	G.I.S.	51,750	36,617	51,750
100-23	BUILDING CODES	203,358	192,742	205,211
100-24	PLANNING & ZONING	291,989	242,821	302,903
100-27	RECORDER - ELECTION	221,292	159,790	221,292
100-28	RECORDER	324,516	318,469	314,363
100-29	SUPERIOR COURT	1,727,323	1,616,028	1,881,184
100-31	TREASURER	565,385	520,853	581,063
100-32	JUVENILE PROBATION	55,466	51,000	55,533
100-35	ADULT PROBATION	569,331	426,919	605,662
100-38	CONSTABLE #1	89,447	100,854	108,600
100-39	SHERIFF	4,629,905	4,335,065	4,794,550
100-44	CONSTABLE #2	17,207	12,586	-
100-61	PUBLIC FIDUCIARY	3,205,944	2,973,173	3,366,147
100-63	CENTRAL PERMITS	59,838	44,198	60,247
100-83	RECREATION	568,320	276,713	783,337
100-91	SCHOOL SUPERINTENDENT	476,387	399,564	480,593
	<b>TOTAL GENERAL FUND</b>	<b>\$ 28,177,834</b>	<b>\$ 22,005,799</b>	<b>\$ 29,000,056</b>
<b>SPECIAL REVENUE FUNDS:</b>				
105	ROAD FUND	\$ 10,000,408	\$ 7,532,372	\$ 8,901,056
	<b>TOTAL ROAD FUND</b>	<b>\$ 10,000,408</b>	<b>\$ 7,532,372</b>	<b>\$ 8,901,056</b>
370	HEALTH SERVICE FUND	\$ 417,720	\$ 407,618	\$ 447,333
373	SMOKE FREE ARIZONA	38,950	43,762	38,950
376	ZIKA ELC	28,250	9,033	5,092
377	BIO TERRORISM GRANT	197,967	217,373	197,490
379	T.B. CONTROL	62,260	48,843	62,260
383	IMMUNIZATION PROGRAM	215,000	238,612	240,000
386	MEDICAL RESERVE CORP	42,994	-	21,497
387	ZIKA PHEP	-	-	-
600	ANIMAL CONTROL	583,607	589,633	613,289
601	ANIMAL CONTROL STERILIZATION	61,067	34,200	51,381
602	OFFICER SAFETY EQUIPMENT - AC	3,060	-	3,158
	<b>TOTAL HEALTH SERVICES</b>	<b>\$ 1,650,875</b>	<b>\$ 1,589,074</b>	<b>\$ 1,680,450</b>

**SANTA CRUZ COUNTY**  
**Summary by Department of Expenditures/Expenses Within Each Fund Type**  
**Fiscal Year 2019-2020**

FUND	DEPARTMENT	BUDGETED EXPENDITURES/ EXPENSES 2018-19	ACTUAL EXPENDITURES/ EXPENSES 2018-19	BUDGETED EXPENDITURES/ EXPENSES 2019-20
<b>SPECIAL REVENUE FUNDS:</b>				
110	ASSESSOR RET. & CONVERSION	\$ 54,221	\$ 11,275	\$ 39,138
111	RECORDER RETRIEVAL CONVERS.	340,512	9,270	329,753
112	TAXPAYER INFORMATION	96,774	-	113,372
117	SANTA CRUZ FAIR ASSOCIATION	25,000	25,000	25,000
118	HAVA BLOCK GRANT	15,461	-	15,591
120	OLD COURTHOUSE FUND	41,500	30,813	41,500
125	PROSECUTION HIDTA (PIMA)	377,885	293,417	296,980
126	ATTORNEY'S DIVERSION PROG.	4,522	4	6,523
127	VICTIM RIGHTS NOTIFICATION	30,471	22,156	29,715
128	BAD CHECK COLLECTION	3,103	-	3,428
130	COST OF PROSECUTION	356	292	1,143
132	FILL THE GAP (ATTORNEY)	4,499	8,569	3,000
133	5% FILL THE GAP (ATTORNEY)	31,879	34,303	20,747
134	ANTI-RACKETEERING	273,080	235,319	617,959
135	A.C.J.C. PROSECUTION #6	47,292	30,466	-
136	VICTIM COMPENSATION RESTITUTION	25,187	-	40,412
137	VICTIMS COMPENSATION VOCA	119,043	113,994	77,457
138	VICTIM'S COMPENSATION ACJC	69,830	46,020	60,000
139	ATTORNEY'S ENHANCEMENT	200,972	202,613	132,840
141	FEDERAL SEIZURE	994	-	21,248
142	AUTO THEFT AUTHORITY	81,780	81,253	84,536
143	PROGRAM INCOME-CA	18,060	-	20,188
147	PRETRIAL INTERVENTION PROGRAM	60,802	4,060	56,742
151	FEDERAL PROGRAM INCOME - CA	3,118	4,387	2,000
152	VICTIMS OF CRIME - STRIVE	-	-	65,393
155	SLOT GRANT-COUNTY ATTORNEY	-	11,637	-
180	CLERK SUP. CRT. RETRIEVAL	101,963	-	113,449
181	EXPED. CHILD SUP. & VISITATION	89,484	-	95,040
182	SPOUSAL MAINTENANCE FUND	15,104	-	15,771
183	CHILD SUPPORT AUTOMATION	1,888	-	1,903
184	DOMESTIC REL. ED. MEDIATION FD	12,884	-	14,170
185	NON IV-D CONVERSION FUND	720	-	726
186	EMANCIPATION ADMINISTRATIVE COSTS	67	-	68
187	DES IV-D - CLERK GRANT	-	41,810	26,562
202	AZDOHS-HSGP #160405-01/02	7,513	2,500	5,000
203	L.E.P.C. GRANT 2001-2002	46,200	23,701	100,358
205	TOHONO O'ODHAM (EM)	-	7,188	16
210	HAZMAT CAPACITY BUILDING	6	-	6
211	INTEROPERABLE RADIO CHANNEL	6,966	-	-
225	J.P. #1 TIME PAYMENT FEES	45,433	7,565	51,507
226	DRUG COURT DIVERSION	1,915	-	681
227	CIRCLES OF PEACE	36,763	6,999	31,638
228	J.P. #1 FARE PROGRAM	9,865	-	13,432
229	INCREASING EFFICIENCY	989	989	-
230	\$13 ASSESSMENT FUND - JP #1	50,567	-	43,428
231	COURT ENHANCEMENT FEE - JP #1	143,469	40,341	163,402
245	J.P. #2 TIME PAYMENT FEES	500	-	3,649
246	J.P. #2 FARE PROGRAM	1,330	-	1,330

**SANTA CRUZ COUNTY**  
**Summary by Department of Expenditures/Expenses Within Each Fund Type**  
**Fiscal Year 2019-2020**

FUND	DEPARTMENT	BUDGETED EXPENDITURES/ EXPENSES 2018-19	ACTUAL EXPENDITURES/ EXPENSES 2018-19	BUDGETED EXPENDITURES/ EXPENSES 2019-20
<b>SPECIAL REVENUE FUNDS:</b>				
247	\$13 ASSESSMENT FUND - JP #2	\$ 8,639	\$ -	\$ 7,639
248	COURT ENHANCEMENT FEE - JP #2	50,051	-	50,344
250	CASA PROGRAM	52,737	50,899	52,169
251	MODEL COURT	12,787	12,787	12,787
252	D.E.S. IV-D	65,031	65,784	66,035
253	DEPENDENCY CASE PROCESSING	1,613	-	-
254	JUVENILE COMMUNITY ADVISORY	23	-	23
255	TRAFFIC CASE PROCESSING FUND	25,406	25,219	25,305
257	LAW LIBRARY	112,897	30,400	107,743
258	DOMESTIC REL. ED. CHILD ISSUES	3,165	4,320	3,646
259	FILL THE GAP (5%)	82,389	458	84,053
260	SUPERIOR COURT FILL THE GAP	687,106	79,785	647,347
261	5% FILL THE GAP INDIGENT DEFENSE	333,535	-	359,991
262	J.C.E.F. COURT FEES	141,487	17,037	138,830
263	FARE PROGRAM	655	-	614
264	STATE-FILL THE GAP (FTG)	10,772	10,760	10,760
265	COURT SECURITY IMPROVEMENTS	24,734	24,734	13,747
273	JUVENILE INTENSIVE PROBATION	186,265	173,452	188,523
275	PIC ACT	260,526	264,816	268,858
276	STANDARD PROBATION	91,697	82,879	98,808
278	DIVERSION CONSEQUENCES	3,750	3,750	10,750
279	JUVENILE TREATMENT SERVICES	197,232	223,487	204,385
280	FAMILY COUNSELING	26,296	10,770	26,218
281	JUVENILE DIVERSION FEES	104,575	-	109,079
282	JUVENILE PROBATION FEES	141,091	-	145,873
283	JUV PARENTAL ASSMNT EXTRA FEE	20,634	-	20,836
287	JAIBG JUV	209	-	209
288	JAIBG #2	387	-	387
289	JUV DIVERSION SVC FEES - OVER	10,729	-	10,976
300	COMMUNITY PUNISHMENT PROG.	110,732	92,197	79,004
301	STATE AID ENHANCEMENT	345,920	322,568	354,672
303	DRUG TREATMENT & EDUCATION	15,453	8,800	14,453
305	VICTIM RIGHTS-PROBATION	1,363	-	1,374
306	ADULT PROBATION DRUG TESTING	21,887	-	22,037
307	PROB FEES INTERSTATE COMP 30%	11,763	59	12,066
308	ADULT PROBATION FEES	593,988	83,511	636,746
309	ADULT PROBATION EXTRA FEES	119,252	-	120,599
310	ADULT INTENSIVE PROBATION	293,622	295,496	299,075
312	PROBATION PAROLE SERVICES	50,133	1,410	50,291
325	JAIL DISTRICT	8,003,258	7,717,086	8,591,434
327	SHERIFF A.C.J.C.	152,989	25,057	-
329	COMMISSARY FUND	44,320	22,085	48,862
330	JAIL ENHANCEMENT	350,938	104,297	379,488
331	GOHS DUI GRANT	23,183	11,473	32,424
332	VICTIM BILL OF RIGHTS	10,287	7,002	7,202
333	OPERATION STONEGARDEN #180432-01	-	207,615	580,806
334	FEDERAL SEIZURE - SO	-	-	20,230
339	AZDPS - BORDER ENHANCEMENT	368,052	233,801	380,917

**SANTA CRUZ COUNTY**  
**Summary by Department of Expenditures/Expenses Within Each Fund Type**  
**Fiscal Year 2019-2020**

FUND	DEPARTMENT	BUDGETED EXPENDITURES/ EXPENSES 2018-19	ACTUAL EXPENDITURES/ EXPENSES 2018-19	BUDGETED EXPENDITURES/ EXPENSES 2019-20
<b>SPECIAL REVENUE FUNDS:</b>				
342	STATE PROGRAM INCOME - MTF	\$ -	\$ 327	\$ 57,920
343	9-1-1 GRANT PROGRAM	-	-	201,092
353	OFFICER SAFETY EQUIPMENT - SO	49,378	-	57,435
354	ICE GRANT	202,584	205,269	207,842
355	OPERATION STONEGARDEN #170432-01	397,500	384,463	-
357	TOHONO O'ODHAM	-	-	120,000
360	OPERATION STONEGARDEN #150417	3,221	-	4,021
615	CASE MANAGEMENT	73,271	48,744	75,600
625	WASTE TIRE (ADEQ)	185,102	97,019	201,555
626	SELF HHW/ABOP SITE	6,149	-	6,149
650	FLOOD CONTROL DISTRICT	4,109,681	1,556,618	4,504,850
651	FLOOD RESERVE	1,068,114	635,769	1,168,880
653	NOGALES WASH - MANHOLE #89 EMERG	-	81,172	-
676	SCHOOL FOREST FEES	642,855	620,170	347,730
677	EARLY LEARNING	12,258	8,109	9,149
678	FIRST THINGS FIRST HOME VISIT	186,000	173,565	186,000
679	READING FIRST, TECH ASSISTANT	4,238	3,316	922
681	GOVERNOR'S HEALTHY FAMILY GRANT	-	57,488	81,198
683	JUVENILE EDUCATION	65,401	51,403	61,769
684	GEAR UP	-	268,178	865,029
685	TITLE II-A	6,182	1,013	6,701
686	TITLE II-D	9,765	8,319	8,296
689	PART B IDEA BASIC	9,499	2,700	10,370
691	COUNTY JAIL EDUCATION PROGRAM	75,184	35,746	136,238
693	TECHNOLOCHICAS LIFT INITIATIVE	36,409	59,890	96,857
695	IME BECAS GRANT	-	-	11,000
698	SCHOOL SUPPORT	-	111,096	100,000
699	SPECIAL SERVICES 15-365	411,791	4,184	453,203
701	1ST CENT COM. LEARNING	2,460	1,159	1,301
704	IDEA BASIC JUVENILE SECURE CARE	4,809	-	4,809
706	TAYLOR GRAZING FEES	70	-	70
707	STATE CHEMICAL ABUSE	30	-	30
711	IDEA BASIC ADULT SECURE CARE	-	2,825	6,357
712	JUVENILE DETENTION LEARN	-	8,500	8,500
713	ESA PROFESSIONAL DEVELOP PROJECT	210	-	210
716	TEAM ANONYMOUS	9,439	-	9,519
717	ADOLESCENT WELLNESS NETWORK	14,975	5,035	15,341
718	DISTRICT #99 - INSURANCE FUND	10,365	-	10,452
719	YOUTH CAREER CONNECT GRANT	133,040	110,836	-
720	HEALTHY STUDENTS	92,879	41,421	4
725	PROFESSIONAL DEVELOPMENT	22,590	19,246	22,590
727	WIOA YOUTH IN SCHOOL	139,918	158,431	156,547
728	WIOA YOUTH OUT OF SCHOOL	420,756	90,780	514,298
729	WIOA GENERAL	10,000	555	10,037
736	ADULT EDUCATION - WIOA-S	6,777	4,435	6,777
739	WIOA ADULT	514,335	185,037	570,811
740	WIOA DISLOCATED WORKER	377,184	134,926	586,218
741	WIOA ADMINISTRATION	167,804	68,049	211,243

**SANTA CRUZ COUNTY**  
**Summary by Department of Expenditures/Expenses Within Each Fund Type**  
**Fiscal Year 2019-2020**

FUND	DEPARTMENT	BUDGETED EXPENDITURES/ EXPENSES 2018-19	ACTUAL EXPENDITURES/ EXPENSES 2018-19	BUDGETED EXPENDITURES/ EXPENSES 2019-20
746	WIOA RAPID RESPONSE	43,710	-	73,582
<b>SPECIAL REVENUE FUNDS:</b>				
747	ADULT EDUCATION	\$ 78,641	\$ 73,463	\$ 76,891
750	ADULT EDUCATION - ELAA STATE	59,946	40,351	40,366
751	ADULT EDUCATION - ELAA FEDERAL	36,101	18,589	20,000
753	ADULT EDUCATION - ABE/ASE STATE	28,656	35,836	35,841
757	ADULT EDUCATION - IEL/CE TRAINING	-	28,121	30,232
950	FIRE DISTRICT ASSISTANCE	329,646	329,646	344,280
951	INDIRECT COSTS	75,098	60,101	51,163
953	SCC CONSORTIUM DUES	430	250	181
955	FUTURE GRANTS	5,000,000	-	5,000,000
<b>TOTAL SPECIAL REVENUE FUNDS</b>		<b>\$ 42,459,260</b>	<b>\$ 26,463,333</b>	<b>\$ 44,453,378</b>
<b>DEBT SERVICE FUND:</b>				
121	BOND INTEREST REDEMPTION	\$ 949,174	\$ 906,980	\$ 946,882
<b>TOTAL DEBT SERVICE FUND</b>		<b>\$ 949,174</b>	<b>\$ 906,980</b>	<b>\$ 946,882</b>
<b>CAPITAL PROJECTS FUNDS:</b>				
402	RUNWAY AND TAXI CONNECTOR REHAB	\$ -	\$ 91,280	\$ 894,330
404	TAXIWAY CONNECTOR DESIGN	52,100	-	-
406	CDBG REGIONAL ACCOUNT	210,000	39,171	683,633
409	TAXIWAY CONNECTOR CONSTRUCTION	269,612	-	-
440	CDBG REGIONAL ACCOUNT 2019	-	-	383,633
441	COURTHOUSE CONSTRUCTION	65,510	-	74,991
442	JAIL DISTRICT CONSTRUCTION	236,337	-	262,380
<b>TOTAL CAPITAL PROJECTS FUND</b>		<b>\$ 833,559</b>	<b>\$ 130,451</b>	<b>\$ 2,298,967</b>
<b>ENTERPRISE FUND:</b>				
500	LANDFILL	\$ 2,632,663	\$ 1,273,036	\$ 2,879,242
501	LANDFILL RESERVE	3,010,848	-	3,671,889
<b>TOTAL ENTERPRISE FUND</b>		<b>\$ 5,643,511</b>	<b>\$ 1,273,036</b>	<b>\$ 6,551,131</b>
<b>EXPENDABLE TRUST FUND:</b>				
<b>TOTAL EXPENDABLE TRUST FUND</b>		<b>\$ -</b>	<b>\$ -</b>	<b>\$ -</b>
<b>TOTAL EXPENDITURES OF ALL FUNDS</b>		<b>\$ 78,063,338</b>	<b>\$ 50,779,599</b>	<b>\$ 83,250,414</b>

**SANTA CRUZ COUNTY**  
**Summary by Department of Expenditures/Expenses**  
**Fiscal Year 2019-2020**

FUND/DEPARTMENT	BUDGETED EXPENDITURES/ EXPENSES 2018-19	ACTUAL EXPENDITURES/ EXPENSES 2018-19	BUDGETED EXPENDITURES/ EXPENSES 2019-20
<b>01 ASSESSOR:</b>			
100-01 GENERAL FUND	\$ 902,157	\$ 758,383	\$ 929,452
110-01 ASSESSOR RET. & CONVERSION	54,221	11,275	39,138
<b>TOTAL ASSESSOR</b>	<b>\$ 956,378</b>	<b>\$ 769,659</b>	<b>\$ 968,590</b>
<b>02 COUNTY ATTORNEY:</b>			
100-02 ATTORNEY	\$ 1,463,357	\$ 1,461,929	\$ 1,551,520
125-02 PROSECUTION HIDTA (PIMA)	377,885	293,417	296,980
126-02 ATTORNEY'S DIVERSION PROG.	4,522	4	6,523
127-02 VICTIM RIGHTS NOTIFICATION	30,471	22,156	29,715
128-02 BAD CHECK COLLECTION	3,103	-	3,428
130-02 COST OF PROSECUTION	356	292	1,143
132-02 FILL THE GAP (ATTORNEY)	4,499	8,569	3,000
133-02 5% FILL THE GAP (ATTORNEY)	31,879	34,303	20,747
134-02 ANTI-RACKETEERING	267,080	228,549	617,959
135-02 A.C.J.C. PROSECUTION #6	47,292	30,466	-
136-02 VICTIM COMPENSATION RESTITUTION	25,187	-	40,412
137-02 VICTIMS COMPENSATION VOCA	119,043	113,994	77,457
138-02 VICTIM'S COMPENSATION ACJC	69,830	46,020	60,000
139-02 ATTORNEY'S ENHANCEMENT	200,972	202,613	132,840
141-02 FEDERAL SEIZURE	994	-	21,248
142-02 AUTO THEFT AUTHORITY	81,780	81,253	84,536
143-02 PROGRAM INCOME-COUNTY ATTORNEY	18,060	-	20,188
147-02 PRETRIAL INTERVENTION PROGRAM	60,802	4,060	56,742
151-02 FEDERAL PROGRAM INCOME - CA	3,118	4,387	2,000
152-02 VICTIMS OF CRIME - STRIVE	-	-	65,393
155-02 SLOT GRANT-COUNTY ATTORNEY	-	11,637	-
<b>TOTAL COUNTY ATTORNEY</b>	<b>\$ 2,810,230</b>	<b>\$ 2,543,648</b>	<b>\$ 3,091,831</b>
<b>04 BOARD OF SUPERVISORS:</b>			
100-04 BOARD OF SUPERVISORS	\$ 5,245,543	\$ 2,645,336	\$ 5,324,977
117-04 SANTA CRUZ FAIR ASSOCIATION	25,000	25,000	25,000
120-04 1904 COURTHOUSE	41,500	30,813	41,500
121-04 DEBT SERVICE FUND	949,174	906,980	946,882
440-04 CDBG REGIONAL ACCOUNT 2019	-	-	383,633
441-04 COURTHOUSE CONSTRUCTION	65,510	-	74,991
955-04 FUTURE GRANTS	5,000,000	-	5,000,000
<b>TOTAL BOARD OF SUPERVISORS</b>	<b>\$ 11,326,727</b>	<b>\$ 3,608,129</b>	<b>\$ 11,796,983</b>
<b>05 AIRPORT:</b>			
100-05 AIRPORT	\$ 59,420	\$ 47,929	\$ 59,420
402.05 RUNWAY AND TAXI CONNECTOR REHAB	-	91,280	894,330
404-05 TAXIWAY CONNECTOR DESIGN	52,100	-	-
409-05 TAXIWAY CONNECTOR CONSTRUCTION	269,612	-	-
<b>TOTAL AIRPORT</b>	<b>\$ 381,132</b>	<b>\$ 139,209</b>	<b>\$ 953,750</b>
<b>07 CLERK OF SUPERIOR COURT:</b>			
100-07 CLERK SUPERIOR COURT	\$ 912,649	\$ 761,110	\$ 949,249
180-07 CLERK SUP. CRT. RETRIEVAL	101,963	-	113,449
181-07 EXPED CHILD SUPPORT & VISITATION	89,484	-	95,040
182-07 SPOUSAL MAINTENANCE FUND	15,104	-	15,771
183-07 CHILD SUPPORT AUTOMATION	1,888	-	1,903
184-07 DOMESTIC REL. ED. MEDIATION FD	12,884	-	14,170
185-07 NON IV-D CONVERSION FUND	720	-	726
186-07 EMANCIPATION ADMINISTRATIVE COSTS	67	-	68
187-07 DES IV-D - CLERK GRANT	-	41,810	26,562
<b>TOTAL CLERK OF SUPERIOR COURT</b>	<b>\$ 1,134,759</b>	<b>\$ 802,920</b>	<b>\$ 1,216,938</b>
<b>12 ELECTIONS:</b>			
100-12 ELECTIONS	\$ 504,867	\$ 317,383	\$ 506,032
<b>TOTAL ELECTIONS</b>	<b>\$ 504,867</b>	<b>\$ 317,383</b>	<b>\$ 506,032</b>



**SANTA CRUZ COUNTY**  
**Summary by Department of Expenditures/Expenses**  
**Fiscal Year 2019-2020**

FUND/DEPARTMENT	BUDGETED EXPENDITURES/ EXPENSES 2018-19	ACTUAL EXPENDITURES/ EXPENSES 2018-19	BUDGETED EXPENDITURES/ EXPENSES 2019-20
<b>13 EMERGENCY SERVICES:</b>			
100-13 EMERGENCY SERVICES	\$ 350,551	\$ 275,439	\$ 353,130
202-13 AZDOHS-HSGP #160405-01/02	7,513	2,500	5,000
203-13 L.E.P.C. GRANT 2001-2002	46,200	23,701	100,358
205-13 TOHONO O'ODHAM (EM)	-	7,188	16
210-13 HAZMAT CAPACITY BUILDING	6	-	6
211-13 INTEROPERABLE RADIO CHANNEL	6,966	-	-
<b>TOTAL EMERGENCY MANAGEMENT</b>	<b>\$ 411,236</b>	<b>\$ 308,828</b>	<b>\$ 458,510</b>
<b>14 FINANCE:</b>			
100-14 FINANCE	\$ 1,496,433	\$ 389,769	\$ 1,187,947
<b>TOTAL FINANCE</b>	<b>\$ 1,496,433</b>	<b>\$ 389,769</b>	<b>\$ 1,187,947</b>
<b>15 GROUNDS AND MAINTENANCE:</b>			
100-15 GROUNDS & MAINTENANCE	\$ 2,076,686	\$ 1,344,736	\$ 2,063,324
<b>TOTAL GROUNDS AND MAINTENANCE</b>	<b>\$ 2,076,686</b>	<b>\$ 1,344,736</b>	<b>\$ 2,063,324</b>
<b>17 JUSTICE COURT #1:</b>			
100-17 JUSTICE COURT #1	\$ 718,845	\$ 772,517	\$ 845,657
225-17 J.P. #1 TIME PAYMENT FEES	45,433	7,565	51,507
226-17 DRUG COURT DIVERSION	1,915	-	681
227-17 CIRCLES OF PEACE	36,763	6,999	31,638
228-17 J.P. #1 FARE PROGRAM	9,865	-	13,432
229-17 INCREASING EFFICIENCY	989	989	-
230-17 \$13 ASSESSMENT FUND - JP #1	50,567	-	43,428
231-17 COURT ENHANCEMENT FEE - JP #1	143,469	40,341	163,402
<b>TOTAL JUSTICE COURT #1</b>	<b>\$ 1,007,846</b>	<b>\$ 828,412</b>	<b>\$ 1,149,745</b>
<b>18 JUSTICE COURT #2:</b>			
100-18 JUSTICE COURT #2	\$ 155,092	\$ 118,346	\$ 2,200
245-18 J.P. #2 TIME PAYMENT FEES	500	-	3,649
246-18 J.P. #2 FARE PROGRAM	1,330	-	1,330
247-18 \$13 ASSESSMENT FUND - JP #2	8,639	-	7,639
248-18 COURT ENHANCEMENT FEE - JP #2	50,051	-	50,344
<b>TOTAL JUSTICE COURT #2</b>	<b>\$ 215,612</b>	<b>\$ 118,346</b>	<b>\$ 65,162</b>
<b>19 INFORMATION TECHNOLOGY:</b>			
100-19 INFORMATION TECHNOLOGY	\$ 1,234,776	\$ 1,405,528	\$ 1,414,713
<b>TOTAL INFORMATION TECHNOLOGY</b>	<b>\$ 1,234,776</b>	<b>\$ 1,405,528</b>	<b>\$ 1,414,713</b>
<b>20 G.I.S:</b>			
100-20 G.I.S.	\$ 51,750	\$ 36,617	\$ 51,750
<b>TOTAL G.I.S.</b>	<b>\$ 51,750</b>	<b>\$ 36,617</b>	<b>\$ 51,750</b>
<b>23 BUILDING CODES:</b>			
100-23 BUILDING CODES	\$ 203,358	\$ 192,742	\$ 205,211
<b>TOTAL BUILDING CODES</b>	<b>\$ 203,358</b>	<b>\$ 192,742</b>	<b>\$ 205,211</b>
<b>24 PLANNING:</b>			
100-24 PLANNING & ZONING	\$ 291,989	\$ 242,821	\$ 302,903
<b>TOTAL PLANNING</b>	<b>\$ 291,989</b>	<b>\$ 242,821</b>	<b>\$ 302,903</b>
<b>27 RECORDER - ELECTION:</b>			
100-27 RECORDER - ELECTION	\$ 221,292	\$ 159,790	\$ 221,292
118-27 HAVA BLOCK GRANT	15,461	-	15,591
<b>TOTAL RECORDER - ELECTION</b>	<b>\$ 236,753</b>	<b>\$ 159,790</b>	<b>\$ 236,883</b>
<b>28 RECORDER:</b>			
100-28 RECORDER	\$ 324,516	\$ 318,469	\$ 314,363
111-28 RECORDER RETRIEVAL CONVERS.	340,512	9,270	329,753
<b>TOTAL RECORDER</b>	<b>\$ 665,028</b>	<b>\$ 327,739</b>	<b>\$ 644,116</b>

**SANTA CRUZ COUNTY**  
**Summary by Department of Expenditures/Expenses**  
**Fiscal Year 2019-2020**

FUND/DEPARTMENT	BUDGETED EXPENDITURES/ EXPENSES 2018-19	ACTUAL EXPENDITURES/ EXPENSES 2018-19	BUDGETED EXPENDITURES/ EXPENSES 2019-20
<b>29 SUPERIOR COURT:</b>			
100-29 SUPERIOR COURT	\$ 1,727,323	\$ 1,616,028	\$ 1,881,184
250-29 CASA PROGRAM FUND	52,737	50,899	52,169.00
251-29 MODEL COURT	12,787	12,787	12,787.00
252-29 D.E.S. IV-D	65,031	65,784	66,035.00
253-29 DEPENDENCY CASE PROCESSING	1,613	-	-
254-29 COMMUNITY ADVISORY BOARD	23	-	23.00
255-29 TRAFFIC CASE PROCESSING FUND	25,406	25,219	25,305.00
257-29 LAW LIBRARY	112,897	30,400	107,743.00
258-29 DOMESTIC REL. ED. CHILD ISSUES	3,165	4,320	3,646.00
259-29 FILL THE GAP (5%)	82,389	458	84,053.00
260-29 SUPERIOR COURT FILL THE GAP	687,106	79,785	647,347.00
261-29 5% FILL THE GAP INDIGENT DEFENSE	333,535	-	359,991.00
262-29 J.C.E.F. COURT FEES	141,487	17,037	138,830.00
263-29 FARE PROGRAM	655	-	614.00
264-29 STATE - FILL THE GAP	10,772	10,760	10,760.00
265-29 COURT SECURITY IMPROVEMENTS	24,734	24,734	13,747.00
<b>TOTAL SUPERIOR COURT</b>	<b>\$ 3,281,660</b>	<b>\$ 1,938,211</b>	<b>\$ 3,404,234</b>
<b>31 TREASURER:</b>			
100-31 TREASURER	\$ 565,385	\$ 520,853	\$ 581,063
112-31 TAXPAYER INFORMATION	96,774	-	113,372
<b>TOTAL TREASURER</b>	<b>\$ 662,159</b>	<b>\$ 520,853</b>	<b>\$ 694,435</b>
<b>32 PROBATION:</b>			
100-32 JUVENILE PROBATION	\$ 55,466	\$ 51,000	\$ 55,533
273-32 JUVENILE INTENSIVE PROBATION	186,265	173,452	188,523
275-32 PIC ACT	260,526	264,816	268,858
276-32 STANDARD PROBATION	91,697	82,879	98,808
278-32 DIVERSION CONSEQUENCES	3,750	3,750	10,750
279-32 JUVENILE TREATMENT SERVICES	197,232	223,487	204,385
280-32 FAMILY COUNSELING	26,296	10,770	26,218
281-32 JUVENILE DIVERSION FEES	104,575	-	109,079
282-32 JUVENILE PROBATION FEES	141,091	-	145,873
283-32 JUV PARENTAL ASSMNT EXTRA FEE	20,634	-	20,836
287-32 JAIBG JUV	209	-	209
288-32 JAIBG #2	387	-	387
289-32 JUV DIVERSION SVC FEES - OVER	10,729	-	10,976
<b>TOTAL PROBATION</b>	<b>\$ 1,098,857</b>	<b>\$ 810,155</b>	<b>\$ 1,140,435</b>
<b>35 ADULT PROBATION:</b>			
100-35 ADULT PROBATION	\$ 569,331	\$ 426,919	\$ 605,662
300-32 COMMUNITY PUNISHMENT PROG.	110,732	92,197	79,004
301-32 STATE AID ENHANCEMENT	345,920	322,568	354,672
303-32 DRUG TREATMENT & EDUCATION	15,453	8,800	14,453
305-32 VICTIM RIGHTS-PROBATION	1,363	-	1,374
306-32 ADULT PROBATION DRUG TESTING	21,887	-	22,037
307-32 PROB FEES INTERSTATE COMP 30%	11,763	59	12,066
308-32 ADULT PROBATION FEES	593,988	83,511	636,746
309-32 ADULT PROBATION EXTRA FEES	119,252	-	120,599
310-32 ADULT INTENSIVE PROBATION	293,622	295,496	299,075
312-32 PROBATION PAROLE SERVICES	50,134	1,410	50,291
<b>TOTAL ADULT PROBATION</b>	<b>\$ 2,133,445</b>	<b>\$ 1,230,960</b>	<b>\$ 2,195,979</b>
<b>37 JUVENILE DETENTION:</b>			
325-37 JAIL DISTRICT	\$ 2,252,475	\$ 2,220,417	\$ 2,261,392
442-37 JAIL DISTRICT CONSTRUCTION	-	-	78,714
<b>TOTAL JUVENILE DETENTION</b>	<b>\$ 2,252,475</b>	<b>\$ 2,220,417</b>	<b>\$ 2,340,106</b>

**SANTA CRUZ COUNTY**  
**Summary by Department of Expenditures/Expenses**  
**Fiscal Year 2019-2020**

FUND/DEPARTMENT	BUDGETED EXPENDITURES/ EXPENSES 2018-19	ACTUAL EXPENDITURES/ EXPENSES 2018-19	BUDGETED EXPENDITURES/ EXPENSES 2019-20
<b>38 CONSTABLE #1:</b>			
100-38 CONSTABLE #1	\$ 89,447	\$ 100,854	\$ 108,600
<b>TOTAL CONSTABLE #1</b>	<b>\$ 89,447</b>	<b>\$ 100,854</b>	<b>\$ 108,600</b>
<b>39 SHERIFF:</b>			
100-39 SHERIFF	\$ 4,629,905	\$ 4,335,065	\$ 4,794,550
134-39 ANTI-RACKETEERING	6,000	994	-
325-39 JAIL DISTRICT	5,351,681	5,164,690	5,755,724
327-39 SHERIFF A.C.J.C.	152,989	25,057	-
329-39 COMMISSARY FUND	44,320	22,085	48,862
330-39 JAIL ENHANCEMENT	350,938	104,297	379,488
331-39 GOHS DUI GRANT	23,183	11,473	32,424
332-39 VICTIM BILL OF RIGHTS	10,287	7,002	7,202
333-39 OPERATION STONEGARDEN #180432-01	-	207,615	580,806
334-39 FEDERAL SEIZURE - SO	-	-	20,230
339-39 AZDPS - BORDER ENHANCEMENT	368,052	233,801	380,917
342-39 STATE PROGRAM INCOME - MTF	-	327	57,920
343-39 9-1-1 GRANT PROGRAM	-	-	201,092
353-39 OFFICER SAFETY EQUIPMENT - SO	49,378	-	57,435
354-39 ICE GRANT	202,584	205,269	207,842
355-39 OPERATION STONEGARDEN #170432-01	397,500	384,463	-
357-39 TOHONO O'ODHAM	-	-	120,000
360-39 OPERATION STONEGARDEN #150417	3,221	-	4,021
442-39 JAIL DISTRICT CONSTRUCTION	236,337	-	183,666
<b>TOTAL SHERIFF</b>	<b>\$ 11,826,375</b>	<b>\$ 10,702,139</b>	<b>\$ 12,832,179</b>
<b>43 ROAD:</b>			
105-43 ROAD FUND	\$ 10,000,408	\$ 7,532,372	\$ 8,901,056
<b>TOTAL ROAD</b>	<b>\$ 10,000,408</b>	<b>\$ 7,532,372</b>	<b>\$ 8,901,056</b>
<b>44 CONSTABLE #2:</b>			
100-44 CONSTABLE #2	\$ 17,207	\$ 12,586	\$ -
<b>TOTAL CONSTABLE #2</b>	<b>\$ 17,207</b>	<b>\$ 12,586</b>	<b>\$ -</b>
<b>45 OTHER AGENCIES:</b>			
134-45 ANTI-RACKETEERING	\$ -	\$ 4,726	\$ -
950-45 FIRE DISTRICTS	329,646	329,646	344,280
<b>TOTAL OTHER AGENCIES</b>	<b>\$ 329,646</b>	<b>\$ 334,372</b>	<b>\$ 344,280</b>
<b>46 NOGALES POLICE DEPARTMENT</b>			
134-46 ANTI-RACKETEERING	\$ -	\$ 1,050	\$ -
<b>TOTAL NOGALES POLICE DEPARTMENT</b>	<b>\$ -</b>	<b>\$ 1,050</b>	<b>\$ -</b>
<b>52 ENVIRONMENTAL HEALTH:</b>			
325-52 JAIL DISTRICT	\$ 399,102	\$ 331,980	\$ 574,318
370-52 HEALTH SERVICE FUND	417,720	407,618	447,333
373-52 SMOKE FREE ARIZONA	38,950	43,762	38,950
376-52 ZIKA ELC	28,250	9,033	5,092
377-52 BIO TERRORISM GRANT	197,967	217,373	197,490
379-52 T.B. CONTROL	62,260	48,843	62,260
383-52 IMMUNIZATION PROGRAM	215,000	238,612	240,000
386-52 MEDICAL RESERVE CORP	42,994	-	21,497
387-52 ZIKA PHEP	-	-	-
<b>TOTAL ENVIRONMENTAL HEALTH</b>	<b>\$ 1,402,243</b>	<b>\$ 1,297,220</b>	<b>\$ 1,586,940</b>
<b>55 ANIMAL CONTROL:</b>			
600-55 ANIMAL CONTROL	\$ 583,607	\$ 589,633	\$ 613,289
601-55 ANIMAL CONTROL STERILIZATION	61,067	34,200	51,381
602-55 OFFICER SAFETY EQUIPMENT - AC	3,060	-	3,158
<b>TOTAL ANIMAL CONTROL</b>	<b>\$ 647,734</b>	<b>\$ 623,833</b>	<b>\$ 667,828</b>

**SANTA CRUZ COUNTY**  
**Summary by Department of Expenditures/Expenses**  
**Fiscal Year 2019-2020**

FUND/DEPARTMENT	BUDGETED EXPENDITURES/ EXPENSES 2018-19	ACTUAL EXPENDITURES/ EXPENSES 2018-19	BUDGETED EXPENDITURES/ EXPENSES 2019-20
<b>61 PUBLIC FIDUCIARY:</b>			
100-61 PUBLIC FIDUCIARY	\$ 3,205,944	\$ 2,973,173	\$ 3,366,147
615-61 CASE MANAGEMENT	73,271	48,744	75,600
<b>TOTAL PUBLIC FIDUCIARY</b>	<b>\$ 3,279,215</b>	<b>\$ 3,021,917</b>	<b>\$ 3,441,747</b>
<b>63 CENTRAL PERMITS:</b>			
100-63 CENTRAL PERMITS	\$ 59,838	\$ 44,198	\$ 60,247
<b>TOTAL CENTRAL PERMITS</b>	<b>\$ 59,838</b>	<b>\$ 44,198</b>	<b>\$ 60,247</b>
<b>70 LANDFILL:</b>			
500-70 LANDFILL	\$ 2,632,663	\$ 1,273,036	\$ 2,879,242
501-70 LANDFILL RESERVE	3,010,848	-	3,671,889
625-70 WASTE TIRE (ADEQ)	185,102	97,019	201,555
626-70 SELF HHW/ABOP SITE	6,149	-	6,149
<b>TOTAL LANDFILL</b>	<b>\$ 5,834,762</b>	<b>\$ 1,370,056</b>	<b>\$ 6,758,835</b>
<b>83 RECREATION:</b>			
100-83 RECREATION	\$ 568,320	\$ 276,713	\$ 783,337
<b>TOTAL RECREATION</b>	<b>\$ 568,320</b>	<b>\$ 276,713</b>	<b>\$ 783,337</b>
<b>84 FLOOD DISTRICT:</b>			
406-84 CDBG REGIONAL ACCOUNT	\$ 210,000	\$ 39,171	\$ 683,633
650-84 FLOOD CONTROL DISTRICT	4,109,681	1,556,618	4,504,850
651-84 FLOOD RESERVE	1,068,114	635,769	1,168,880
653-84 NOGALES WASH - MANHOLE #89 EMERG	-	81,172	-
<b>TOTAL FLOOD DISTRICT</b>	<b>\$ 5,387,795</b>	<b>\$ 2,312,730</b>	<b>\$ 6,357,363</b>
<b>91 SCHOOL SUPERINTENDENT:</b>			
100-91 SCHOOL SUPERINTENDENT	\$ 476,387	\$ 399,564	\$ 480,593
676-91 SCHOOL FOREST FEES	642,855	620,170	347,730
677-91 EARLY LEARNING	12,258	8,109	9,149
678-91 FIRST THINGS FIRST HOME VISIT	186,000	173,565	186,000
679-91 READING FIRST, TECH ASSISTANT	4,238	3,316	922
681-91 GOVERNOR'S HEALTHY FAMILY GRANT	-	57,488	81,198
683-91 JUVENILE EDUCATION	65,401	51,403	61,769
684-91 GEAR UP	-	268,178	865,029
685-91 TITLE II-A	6,182	1,013	6,701
686-91 TITLE II-D	9,765	8,319	8,296
689-91 PART B IDEA BASIC	9,499	2,700	10,370
691-91 COUNTY JAIL EDUCATION PROGRAM	75,184	35,746	136,238
693-91 TECHNOLOCHICAS LIFT INITIATIVE	36,409	59,890	96,857
695-91 IME BECAS GRANT	-	-	11,000
698-91 SCHOOL SUPPORT	-	111095.66	100,000
699-91 SPECIAL SERVICES 15-365	411,791	4,184	453,203
701-91 1ST CENT COM. LEARNING	2,460	1,159	1,301
704-91 IDEA BASIC JUVENILE SECURE CARE	4,809	-	4,809
706-91 TAYLOR GRAZING FEES	70	-	70
707-91 STATE CHEMICAL ABUSE	30	-	30
711-91 IDEA BASIC ADULT SECURE CARE	-	2,825	6,357
712-91 JUVENILE DETENTION LEARN	-	8,500	8,500
713-91 ESA PROFESSIONAL DEVELOP PROJECT	210	-	210
716-91 TEAM ANONYMOUS	9,439	-	9,519
717-91 ADOLESCENT WELLNESS NETWORK	14,975	5,035	15,341
718-91 DISTRICT #99 - INSURANCE FUND	10,365	-	10,452
719-91 YOUTH CAREER CONNECT GRANT	133,040	110,836	-
720-91 HEALTHY STUDENTS	92,879	41,421	4
951-91 INDIRECT COSTS	75,098	60,101	51,163
953-91 SCC CONSORTIUM DUES	430	250	181
<b>TOTAL SCHOOL SUPERINTENDENT</b>	<b>\$ 2,279,774</b>	<b>\$ 2,034,869</b>	<b>\$ 2,962,992</b>

**SANTA CRUZ COUNTY**  
**Summary by Department of Expenditures/Expenses**  
**Fiscal Year 2019-2020**

FUND/DEPARTMENT	BUDGETED EXPENDITURES/ EXPENSES 2018-19	ACTUAL EXPENDITURES/ EXPENSES 2018-19	BUDGETED EXPENDITURES/ EXPENSES 2019-20
<b>95 WIOA:</b>			
725-95 PROFESSIONAL DEVELOPMENT	\$ 22,590	\$ 19,246	\$ 22,590
727-95 WIOA YOUTH IN SCHOOL	139,918	158,431	156,547
728-95 WIOA YOUTH OUT OF SCHOOL	420,756	90,780	514,298
729-95 WIOA GENERAL	10,000	555	10,037
736-95 ADULT EDUCATION WIOA-S	6,777	4,435	6,777
739-95 WIOA ADULT	514,335	185,037	570,811
740-95 WIOA DISLOCATED WORKER	377,184	134,926	586,218
741-95 WIOA CARRYOVER	167,804	68,049	211,243
746-95 WIOA RAPID RESPONSE	43,710	-	73,582
747-95 ADULT EDUCATION	78,641	73,463	76,891
750-95 ADULT EDUCATION - ELAA STATE	59,946	40,351	40,366
751-95 ADULT EDUCATION - ELAA FEDERAL	36,101	18,589	20,000
753-95 ADULT EDUCATION - ABE/ASE STATE	28,656	35,836	35,841
757-95 ADULT EDUCATION - IEL/CE TRAINING	-	28,121	30,232
<b>TOTAL WIOA</b>	<b>\$ 1,906,418</b>	<b>\$ 857,818</b>	<b>\$ 2,355,433</b>
 <b>TOTAL EXPENDITURES OF ALL DEPARTMENTS</b>	 <b>\$ 78,063,338</b>	 <b>\$ 50,779,599</b>	 <b>\$ 83,250,414</b>

**SANTA CRUZ COUNTY**  
**Full-Time Employees and Personnel Compensation**  
**Fiscal Year 2019-2020**

FUND		FULL-TIME EQUIVALENT	EMPLOYEE SALARIES AND HOURLY COSTS	RETIREMENT COSTS	HEALTHCARE COSTS	OTHER BENEFIT COSTS	TOTAL ESTIMATED PERSONNEL COMPENSATION
<b>100</b>	<b>GENERAL FUND:</b>	214.5	\$ 9,811,644	\$ 2,371,227	\$ 2,114,521	\$ 1,047,691	\$ 15,345,083
	<b>SPECIAL REVENUE FUNDS:</b>						
105	ROAD FUND	18.00	\$ 823,001	\$ 96,606	\$ 202,529	\$ 93,830	\$ 1,215,966
125	PROSECUTION HIDTA (PIMA)	3.50	203,926	24,696	52,431	15,927	296,980
127	VICTIM RIGHTS NOTIFICATION	0.50	15,742	1,907	3,838	1,231	22,718
133	5% FTG ALLOCATION - CA 21.61%	0.75	13,728	1,662	4,284	1,073	20,747
134	ANTI-RACKETEERING	3.00	128,548	14,394	26,447	10,311	179,700
137	VICTIMS COMPENSATION VOCA	1.50	37,360	4,525	14,452	2,922	59,259
138	VICTIMS COMPENSATION ACJC	0.50	18,074	2,189	8,986	1,414	30,663
139	ATTORNEY'S ENHANCEMENT	2.00	91,554	11,087	21,458	8,741	132,840
142	AUTO THEFT AUTHORITY	1.00	64,258	7,781	5,240	5,019	82,298
152	VICTIMS OF CRIME STRIVE	1.25	46,465	5,627	9,658	3,643	65,393
231	COURT ENHANCEMENT FEE - JP #1	1.00	27,071	3,278	7,187	2,117	39,653
250	CASA PROGRAM	1.00	25,979	5,461	7,082	2,006	40,528
251	MODEL COURT	0.25	9,916	2,104	-	766	12,786
252	D.E.S. IV-D	1.00	51,423	3,569	6,822	3,970	65,784
255	TRAFFIC CASE PROCESSING	0.25	19,999	3,456	-	1,544	24,999
260	SUPERIOR COURT FILL THE GAP	1.00	29,999	359	7,082	2,559	39,999
262	J.C.E.F. COURT FEES	0.50	14,999	990	-	10	15,999
264	STATE-FILL THE GAP (FTG)	0.00	10,000	753	-	7	10,760
273	JUVENILE INTENSIVE PROBATION	3.00	106,093	37,020	14,202	8,190	165,505
275	PIC ACT	6.00	163,280	65,847	7,058	10,368	246,553
276	STANDARD PROBATION	1.00	47,453	15,350	14,204	3,663	80,670
279	JUVENILE PROBATION FUND TREATMENT	2.00	119,319	40,518	14,929	10,178	184,944
281	JUVENILE DIVERSION SERVICE FEES	1.00	29,999	7,291	150	2,559	39,999
282	JUVENILE PROBATION FEES	1.00	43,997	7,090	157	3,753	54,997
301	STATE AID ENHANCEMENT	6.00	232,261	77,734	20,907	19,812	350,714
308	ADULT PROBATION FEES	2.00	89,999	40,913	15,076	7,677	153,665
310	ADULT INTENSIVE PROBATION	6.00	194,415	78,172	14,026	10,841	297,454
325	JAIL DISTRICT	75.50	2,752,253	522,640	751,737	263,960	4,290,590
330	JAIL ENHANCEMENT	0.25	7,091	518	2,903	701	11,213
331	GOHS DUI GRANT	0.00	14,086	4,156	-	1,478	19,720
332	VICTIM BILL OF RIGHTS	0.00	7,002	-	-	200	7,202
333	OPERATION STONEGARDEN #180432-01	0.00	235,000	129,814	-	17,992	382,806
354	ICE GRANT	3.00	120,512	34,149	42,853	10,328	207,842
370	HEALTH SERVICE FUND	5.75	281,535	64,595	34,094	24,159	404,383
373	SMOKE FREE ARIZONA	0.50	25,685	3,111	7,946	2,203	38,945
377	BIO TERRORISM GRANT	1.75	103,066	12,481	20,468	8,843	144,858
600	ANIMAL CONTROL	8.00	303,660	36,284	93,474	26,921	460,339
615	CASE MANAGEMENT	1.50	46,217	5,597	10,571	3,614	65,999

**SANTA CRUZ COUNTY**  
**Full-Time Employees and Personnel Compensation**  
**Fiscal Year 2019-2020**

FUND	FULL-TIME EQUIVALENT	EMPLOYEE SALARIES AND HOURLY COSTS	RETIREMENT COSTS	HEALTHCARE COSTS	OTHER BENEFIT COSTS	TOTAL ESTIMATED PERSONNEL COMPENSATION
<b>SPECIAL REVENUE FUNDS:</b>						
650 FLOOD CONTROL DISTRICT	7.50	359,890	43,587	115,983	37,650	557,110
678 FIRST THINGS FIRST HOME VISIT	3.50	121,719	8,114	7,066	9,492	146,391
683 JUVENILE EDUCATION	0.50	36,691	4,443	9,074	2,869	53,077
684 GEAR-UP	6.00	251,622	29,588	42,233	19,619	343,062
685 TITLE II-A	0.00	156	-	-	-	156
686 TITLE I-D	0.50	5,733	695	1,418	448	8,294
691 COUNTY JAIL EDUCATION PROGRAM	0.25	14,906	1,805	3,686	1,165	21,562
727 WIOA YOUTH IN SCHOOL	0.50	17,615	2,133	4,326	1,378	25,452
728 WIOA YOUTH OUT OF SCHOOL	2.75	83,211	10,077	29,239	6,573	129,100
736 ADULT EDUCATION WIOA-S	0.00	2,334	283	9	183	2,809
739 WIOA ADULT	2.50	73,642	8,918	19,817	6,051	108,428
740 WIOA DISLOCATED WORKER	3.75	96,407	11,672	30,095	7,830	146,004
741 WIOA ADMINISTRATION	0.50	18,030	2,184	3,555	1,410	25,179
747 ADULT EDUCATION - ABE/ASE FEDERAL	1.00	58,444	4,374	7,066	5,648	75,532
750 ADULT EDUCATION - ELAA STATE	1.00	36,482	-	-	2,852	39,334
751 ADULT EDUCATION - ELAA FEDERAL	0.50	18,241	-	-	1,426	19,667
753 ADULT EDUCATION - ABE/ASE STATE	0.50	18,241	-	-	1,426	19,667
757 ADULT EDUCATION - IEL/CE TRAINING	0.50	18,241	-	-	1,426	19,667
951 INDIRECT COSTS	0.00	5,255	636	1,418	440	7,749
<b>TOTAL SPECIAL REVENUE FUNDS</b>	<b>193.00</b>	<b>\$ 7,791,825</b>	<b>\$ 1,502,233</b>	<b>\$ 1,717,236</b>	<b>\$ 702,416</b>	<b>\$ 11,713,710</b>
<b>DEBT SERVICE FUNDS:</b>	0.00	\$ -	\$ -	\$ -	\$ -	\$ -
<b>CAPITAL PROJECTS FUNDS:</b>	0.00	\$ -	\$ -	\$ -	\$ -	\$ -
<b>PERMANENT FUNDS:</b>	0.00	\$ -	\$ -	\$ -	\$ -	\$ -
<b>500 ENTERPRISE FUNDS:</b>	<b>7.5</b>	<b>\$ 233,593</b>	<b>\$ 26,040</b>	<b>\$ 92,577</b>	<b>\$ 25,697</b>	<b>\$ 377,907</b>
<b>TOTAL ALL FUNDS</b>	<b>415</b>	<b>\$ 17,837,062</b>	<b>\$ 3,899,500</b>	<b>\$ 3,924,334</b>	<b>\$ 1,775,804</b>	<b>\$ 27,436,700</b>

## 2019 LEVY LIMIT WORKSHEET

Date: 2/8/2019

<b>SANTA CRUZ COUNTY</b>
--------------------------

2019 New Construction = \$9,770,458

<b>MAXIMUM LEVY</b>	<b>2018</b>
---------------------	-------------

A.1. Maximum Allowable Primary Tax Levy	\$16,395,582
A.2. A.1 multiplied by 1.02	\$16,723,494

<b>CURRENT YEAR NET ASSESSED VALUE SUBJECT TO TAXATION IN PRIOR YEAR</b>	<b>2019</b>
--	-------------

B.1. Centrally Assessed	\$28,569,442
B.2. Locally Assessed Real Property	\$301,139,182
B.3. Locally Assessed Personal Property	\$4,801,403
B.4. Total Assessed Value (B.1 through B.3)	\$334,510,027
B.5. B.4. divided by 100	\$3,345,100

<b>CURRENT YEAR NET ASSESSED VALUES</b>	<b>2019</b>
---	-------------

C.1. Centrally Assessed	\$29,671,637
C.2. Locally Assessed Real Property	\$309,807,445
C.3. Locally Assessed Personal Property	\$4,801,403
C.4. Total Assessed Value (C.1 through C.3)	<b>\$344,280,485</b>
C.5. C.4. divided by 100	\$3,442,805

<b>LEVY LIMIT CALCULATION</b>	<b>2019</b>
-------------------------------	-------------

D.1. LINE A.2	\$16,723,494
D.2. LINE B.5	\$3,345,100
<b>D.3. D.1/D.2 (MAXIMUM ALLOWABLE TAX RATE)</b>	<b>4.9994</b>
D.4. LINE C.5	\$3,442,805
<b>D.5. D.3 multiplied by D.4 = MAXIMUM ALLOWABLE LEVY LIMIT</b>	<b>\$17,211,959</b>
D.6. Excess Collections/Excess Levy	
D.7. Amount in Excess of Expenditure Limit	
<b>D.8. ALLOWABLE LEVY LIMIT (D.5 - D.6 - D.7)</b>	<b>\$17,211,959</b>



**Santa Cruz County  
Resolution #2019-08  
Adoption of the Budget  
Fiscal Year 2019-2020**

**WHEREAS**, in accordance with the provisions of Title 42 Chapter 17, Articles 1-5, Arizona Revised Statutes (A.R.S.), the Board of Supervisors did, on July 3, 2019, make an estimate of the different amounts required to meet the public expenditures/expenses for the ensuing year, also an estimate of revenues from sources other than direct taxation, and the amount to be raised by taxation upon real and personal property of Santa Cruz County; and

**WHEREAS**, in accordance with said chapter of said title, and following due public notice, the Board met on August 7, 2019, at which meeting any taxpayer was privileged to appear and be heard in favor of or against any of the proposed expenditures/expenses or tax levies; and

**WHEREAS**, it appears that publication has been duly made as required by law, of said estimates together with a notice that the Board would meet on August 7, 2019, at the Office of the Board for the purpose of hearing taxpayers and making tax levies as set forth in said estimates; and

**WHEREAS**, it appears that the sums to be raised by taxation, as specified therein, do not in the aggregate amount exceed that amount as computed in A.R.S. § 42-17051(A), therefore be it


**RESOLVED**, that the said estimates of revenues and expenditures/expenses shown on the accompanying schedules as now increased, reduced, or changed by and the same are hereby adopted as the budget of Santa Cruz County for the fiscal year 2019-2020.

Passed by the Board of Supervisors of Santa Cruz County, this 7<sup>nd</sup> day of August, 2019.


**APPROVED:**

  
\_\_\_\_\_  
Rudy Molera, Chairman

  
\_\_\_\_\_  
Bruce Bracker, Vice-Chairman

  
\_\_\_\_\_  
Manuel Ruiz, Supervisor

**ATTEST:**

  
\_\_\_\_\_  
Tara R. Hampton, Clerk of the Board

**APPROVED AS TO FORM:**

  
\_\_\_\_\_  
Joe D. Rueda, Deputy County Attorney